

ADD CREDIT TO YOUR CASHLESS WRISTBAND

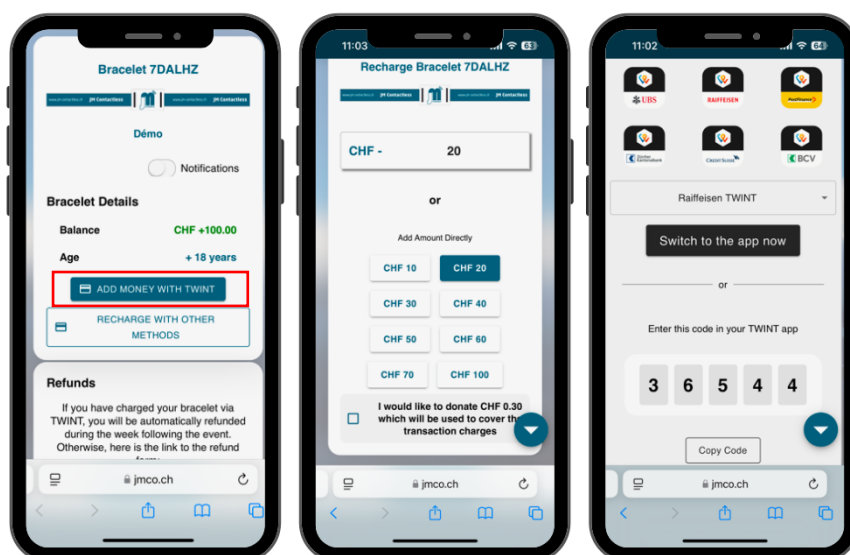


AT THE ENTRY

Inside the event, you can recharge your wristband using **cash**, **TWINT**, or a **debit/credit card**.

VIA TWINT

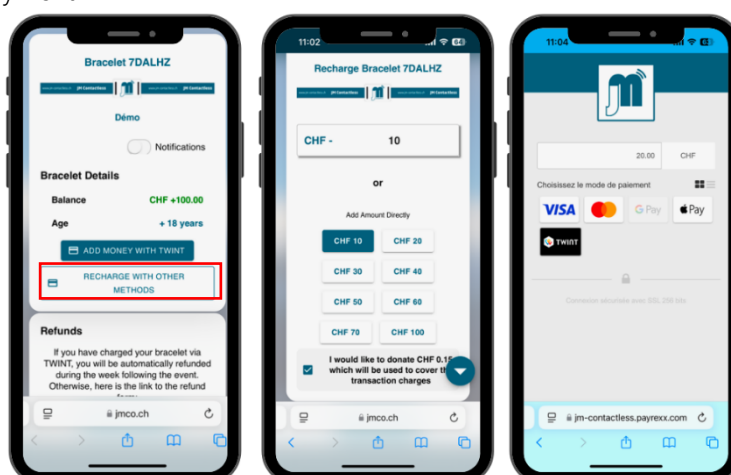
1. Scan your wristband using the **NFC chip** with your smartphone*
 - or scan the QR code on the back of the tag using your camera (only for fabric wristbands).
2. Select **"Add money with TWINT"**
3. Choose the amount and **confirm**
4. Select the **TWINT app**
5. Switch to the app or **enter the code** in the TWINT app
6. Don't forget to **return to the shop** after payment!



* This option is not available on iPhones older than iPhone 7.

VIA CARD – ONLINE

1. Scan your wristband using the **NFC chip** with your smartphone*
 - or scan the QR code on the back of the tag using your camera (only available on fabric wristbands)
2. Select **"Recharge with another method"**
3. Choose the amount and confirm
4. Select your payment method (Visa, Mastercard, etc.)
5. Complete the payment



JM Contactless
info@jmco.ch
+41 77 455 41 83

CLAIM YOUR CASHLESS REFUND




There are several ways to get a refund for the unused balance:



VIA TWINT AND BY CREDIT CARD

The remaining balance is **automatically** refunded to the participant's TWINT or bank account within a few days after the event.



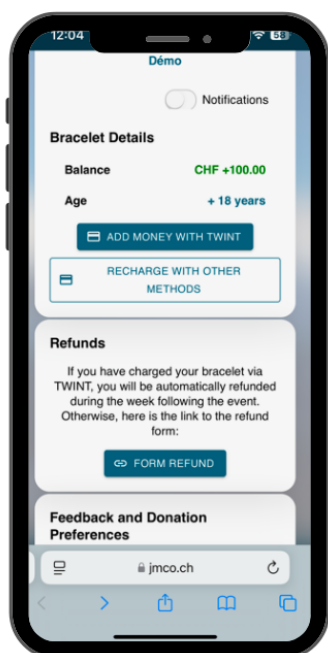
ON YOUR BANK ACCOUNT

1. Scan your wristband using NFC or the QR code
2. Click on **Refund Form**
3. Fill out the online form

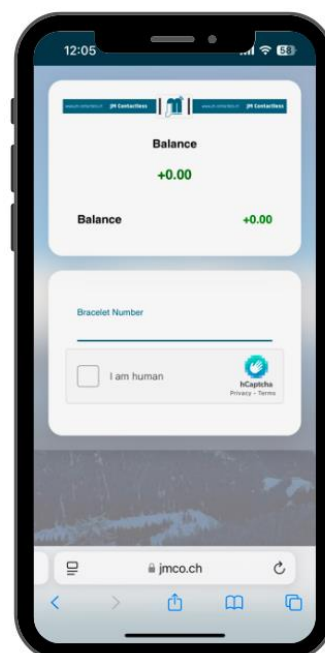
OR

1. Go to <https://jmco.ch/refund>
2. Enter the long number on the back of your wristband
3. Fill out the online form

Deadline to complete the form: November 3, 2025



OR



Refunds are processed within 15 days after the event.